

Bronze Level

Question Paper 4

Level	IGCSE
Subject	Maths
Exam Board	Edexcel
Difficulty Level	Bronze
Booklet	Question Paper 4

Time Allowed: 51 minutes

Score: /42

Percentage: /100

Grade Boundaries:

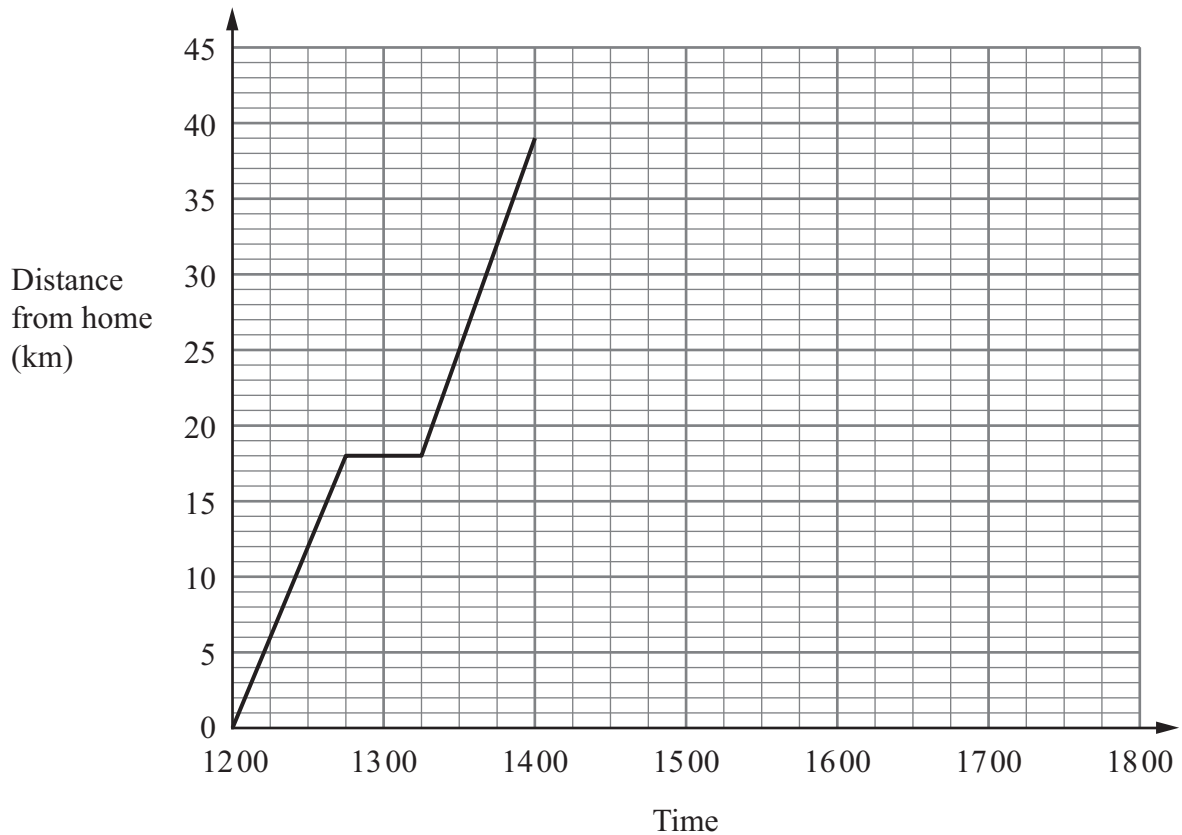
9	8	7	6	5	4	3	2	1
>95%	85%	75%	65%	55%	45%	35%	25%	<25%

- 1** A group of students take a test.
The group consists of 12 boys and 8 girls.
The mean mark for the boys is 18
The mean mark for the girls is 16.5
- Calculate the mean mark for the whole group.

.....

(Total for Question 1 is 4 marks)

- 2 Bhavik left his home at 12 00 to cycle to Sam’s house.
On the way Bhavik stopped for a rest, and then continued his journey.
The distance-time graph shows his journey.



- (a) (i) For how many minutes did Bhavik stop for a rest?

..... minutes

- (ii) After his rest, how many more kilometres did Bhavik cycle to Sam’s house?

..... km

(2)

- (b) Bhavik stayed at Sam’s house for 2 hours.
He then cycled back to his home.
He arrived home at 17 15.

Show all this information on the graph.

(2)

- (c) Write down the times at which Bhavik was 24 kilometres from his home.

.....

.....

(2)

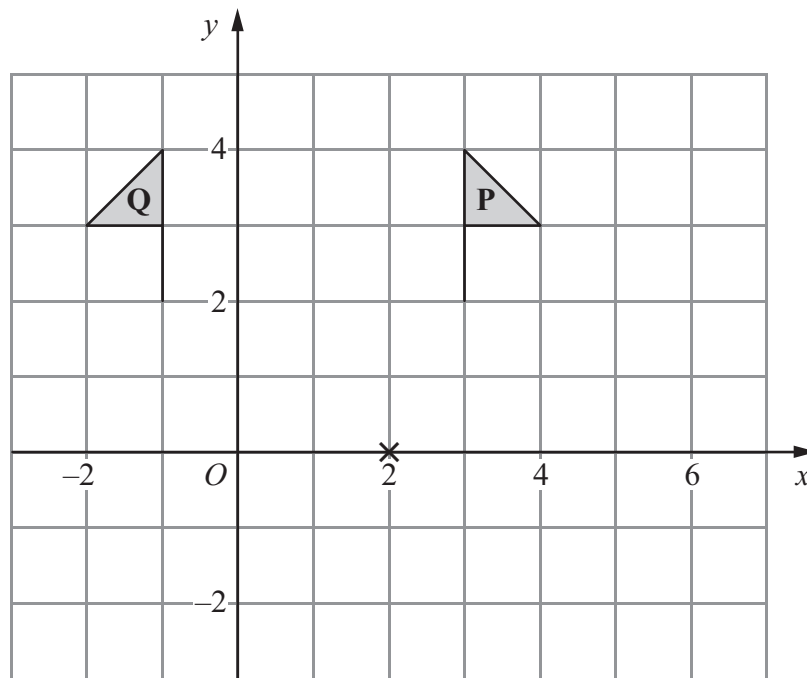
(d) Work out the average speed, in kilometres per hour, of Bhavik's journey from Sam's house back to his home.

Give your answer correct to 1 decimal place.

..... km/h
(3)

(Total for Question 2 is 9 marks)

3



(a) Describe fully the single transformation that maps shape P onto shape Q.

.....
(2)

(b) On the grid, rotate shape P 90° clockwise about the point (2, 0).
Label the new shape R.

(2)

(Total for Question 3 is 4 marks)

4 (a) Show that $\frac{4}{5} \div \frac{7}{15} = 1\frac{5}{7}$

(2)

(b) Show that $5\frac{1}{4} - 1\frac{2}{3} = 3\frac{7}{12}$

(3)

(Total for Question 4 is 5 marks)

5

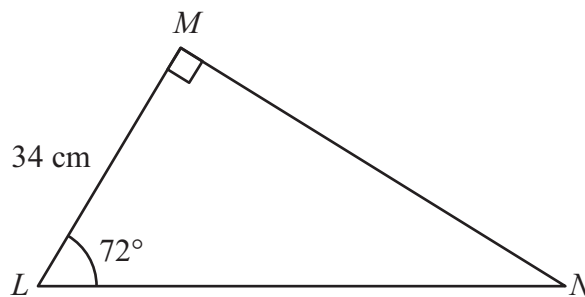


Diagram **NOT** accurately drawn

Calculate the length of MN .
Give your answer correct to 3 significant figures.

..... cm

(Total for Question 5 is 3 marks)

6 Express 300 as a product of its prime factors.

.....
(Total for Question 6 is 3 marks)

7 The table shows information about the snowfall in Ottawa in January one year.

Snowfall (s cm)	Number of days
$0 \leq s < 2$	19
$2 \leq s < 4$	8
$4 \leq s < 6$	3
$6 \leq s < 8$	0
$8 \leq s < 10$	1

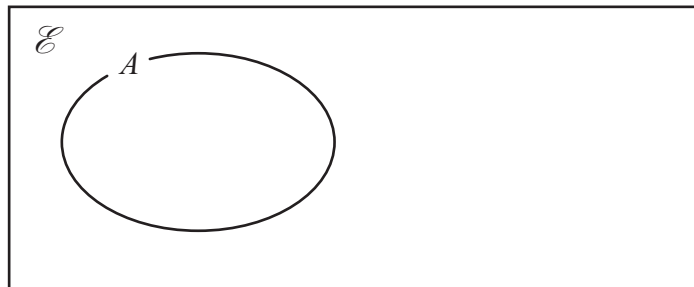
Work out an estimate for the total snowfall in January.

..... cm

(Total for Question 7 is 3 marks)

8 A , B and C are three sets.

$A \cap B = \emptyset$ and $C \subset A$



(a) Complete the Venn diagram to show the sets B and C

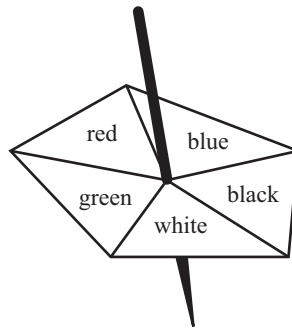
(2)

(b) On the Venn diagram, shade the region that represents $A \cap C'$

(1)

(Total for Question 8 is 3 marks)

9 Here is a biased 5-sided spinner.



When the spinner is spun, it can land on red, blue, black, white or green.
The probability that it lands on red, blue, black or white is given in the table.

Colour	red	blue	black	white	green
Probability	0.18	0.20	0.23	0.22	

George spins the spinner once.

(a) Work out the probability that the spinner lands on green.

.....
(2)

Heena spins the spinner 40 times.

(b) Work out an estimate for the number of times the spinner lands on blue.

.....
(2)

(Total for Question 9 is 4 marks)

10. Rectangle **A** has a width of x metres and a height of $(x + 2)$ metres.
Rectangle **B** has a width of $2x$ metres and a height of $4x$ metres.

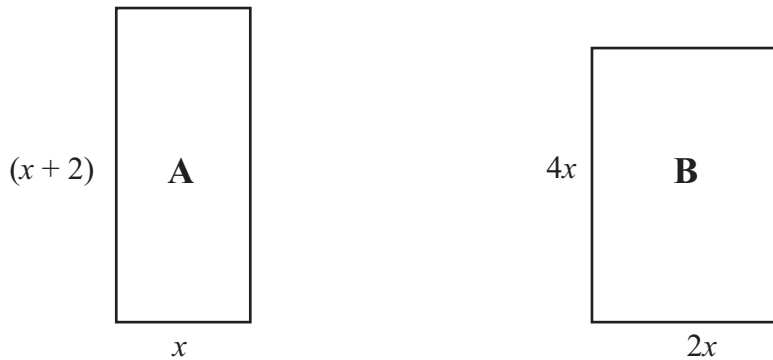


Diagram **NOT**
accurately drawn

The perimeter of rectangle **A** is equal to the perimeter of rectangle **B**.

(i) Use this information to write down an equation in x .

(ii) Find the value of x .

$x =$

(Total for Question 10 is 4 marks)