



UNIVERSITY OF CAMBRIDGE INTERNATIONAL EXAMINATIONS  
General Certificate of Education  
Advanced Subsidiary Level and Advanced Level

**MATHEMATICS**

**9709/13**

Paper 1 Pure Mathematics 1 (P1)

**October/November 2011**

**1 hour 45 minutes**

Additional Materials: Answer Booklet/Paper  
Graph Paper  
List of Formulae (MF9)



**READ THESE INSTRUCTIONS FIRST**

If you have been given an Answer Booklet, follow the instructions on the front cover of the Booklet.

Write your Centre number, candidate number and name on all the work you hand in.

Write in dark blue or black pen.

You may use a soft pencil for any diagrams or graphs.

Do not use staples, paper clips, highlighters, glue or correction fluid.

Answer **all** the questions.

Give non-exact numerical answers correct to 3 significant figures, or 1 decimal place in the case of angles in degrees, unless a different level of accuracy is specified in the question.

The use of an electronic calculator is expected, where appropriate.

You are reminded of the need for clear presentation in your answers.

At the end of the examination, fasten all your work securely together.

The number of marks is given in brackets [ ] at the end of each question or part question.

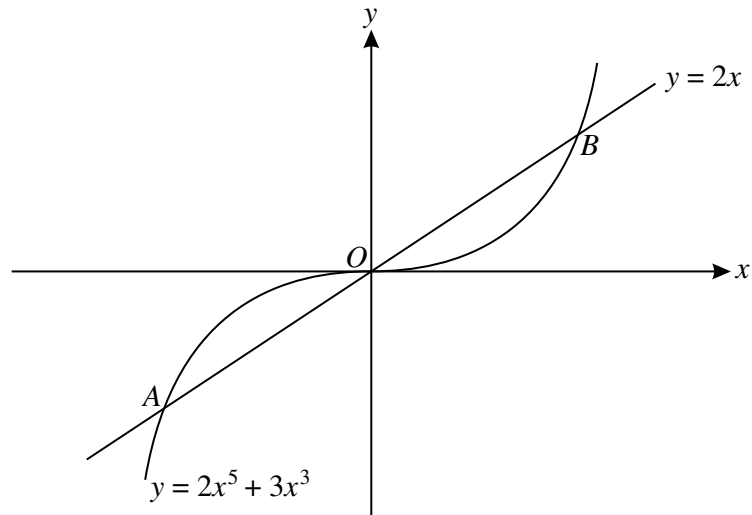
The total number of marks for this paper is 75.

Questions carrying smaller numbers of marks are printed earlier in the paper, and questions carrying larger numbers of marks later in the paper.

This document consists of **4** printed pages.



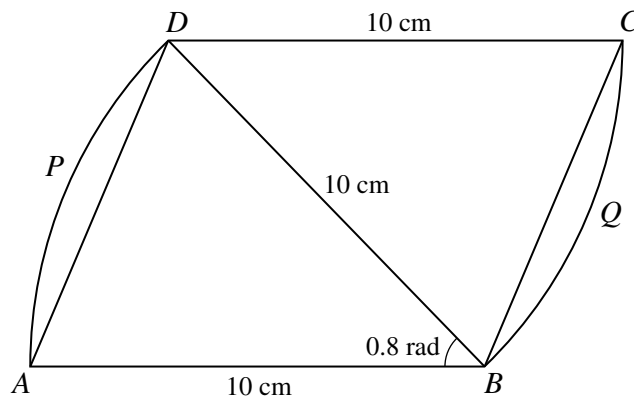
- 1 The coefficient of  $x^2$  in the expansion of  $(k + \frac{1}{3}x)^5$  is 30. Find the value of the constant  $k$ . [3]
- 2 The first and second terms of a progression are 4 and 8 respectively. Find the sum of the first 10 terms given that the progression is
- (i) an arithmetic progression, [2]
- (ii) a geometric progression. [2]
- 3



The diagram shows the curve  $y = 2x^5 + 3x^3$  and the line  $y = 2x$  intersecting at points  $A$ ,  $O$  and  $B$ .

- (i) Show that the  $x$ -coordinates of  $A$  and  $B$  satisfy the equation  $2x^4 + 3x^2 - 2 = 0$ . [2]
- (ii) Solve the equation  $2x^4 + 3x^2 - 2 = 0$  and hence find the coordinates of  $A$  and  $B$ , giving your answers in an exact form. [3]

4



In the diagram,  $ABCD$  is a parallelogram with  $AB = BD = DC = 10$  cm and angle  $ABD = 0.8$  radians.  $APD$  and  $BQC$  are arcs of circles with centres  $B$  and  $D$  respectively.

- (i) Find the area of the parallelogram  $ABCD$ . [2]
- (ii) Find the area of the complete figure  $ABQCDP$ . [2]
- (iii) Find the perimeter of the complete figure  $ABQCDP$ . [2]

- 5 (i) Given that

$$3 \sin^2 x - 8 \cos x - 7 = 0,$$

show that, for real values of  $x$ ,

$$\cos x = -\frac{2}{3}. \quad [3]$$

- (ii) Hence solve the equation

$$3 \sin^2(\theta + 70^\circ) - 8 \cos(\theta + 70^\circ) - 7 = 0$$

for  $0^\circ \leq \theta \leq 180^\circ$ . [4]

- 6 Relative to an origin  $O$ , the position vectors of points  $A$  and  $B$  are  $3\mathbf{i} + 4\mathbf{j} - \mathbf{k}$  and  $5\mathbf{i} - 2\mathbf{j} - 3\mathbf{k}$  respectively.

- (i) Use a scalar product to find angle  $BOA$ . [4]

The point  $C$  is the mid-point of  $AB$ . The point  $D$  is such that  $\overrightarrow{OD} = 2\overrightarrow{OB}$ .

- (ii) Find  $\overrightarrow{DC}$ . [4]

- 7 (i) A straight line passes through the point  $(2, 0)$  and has gradient  $m$ . Write down the equation of the line. [1]

- (ii) Find the two values of  $m$  for which the line is a tangent to the curve  $y = x^2 - 4x + 5$ . For each value of  $m$ , find the coordinates of the point where the line touches the curve. [6]

- (iii) Express  $x^2 - 4x + 5$  in the form  $(x + a)^2 + b$  and hence, or otherwise, write down the coordinates of the minimum point on the curve. [2]

- 8 A curve  $y = f(x)$  has a stationary point at  $P(3, -10)$ . It is given that  $f'(x) = 2x^2 + kx - 12$ , where  $k$  is a constant.

- (i) Show that  $k = -2$  and hence find the  $x$ -coordinate of the other stationary point,  $Q$ . [4]

- (ii) Find  $f''(x)$  and determine the nature of each of the stationary points  $P$  and  $Q$ . [2]

- (iii) Find  $f(x)$ . [4]

- 9 Functions  $f$  and  $g$  are defined by

$$f : x \mapsto 2x + 3 \quad \text{for } x \leq 0,$$

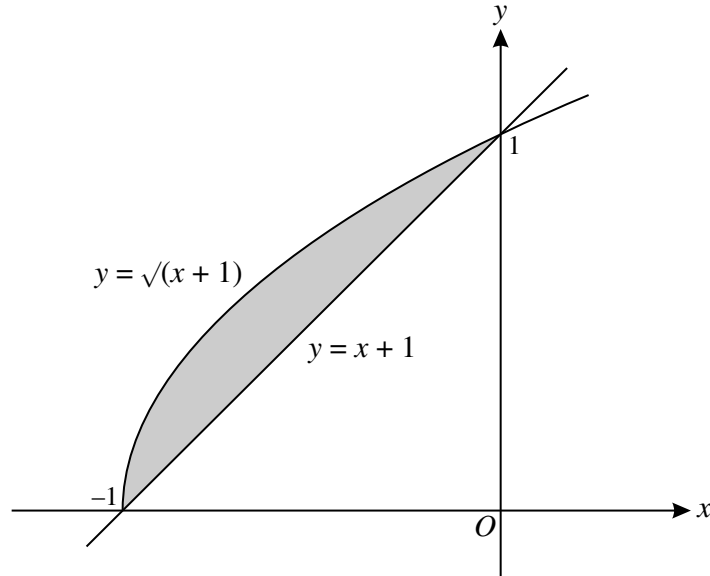
$$g : x \mapsto x^2 - 6x \quad \text{for } x \leq 3.$$

- (i) Express  $f^{-1}(x)$  in terms of  $x$  and solve the equation  $f(x) = f^{-1}(x)$ . [3]

- (ii) On the same diagram sketch the graphs of  $y = f(x)$  and  $y = f^{-1}(x)$ , showing the coordinates of their point of intersection and the relationship between the graphs. [3]

- (iii) Find the set of values of  $x$  which satisfy  $gf(x) \leq 16$ . [5]

10



The diagram shows the line  $y = x + 1$  and the curve  $y = \sqrt{x + 1}$ , meeting at  $(-1, 0)$  and  $(0, 1)$ .

- (i) Find the area of the shaded region. [5]
- (ii) Find the volume obtained when the shaded region is rotated through  $360^\circ$  about the **y-axis**. [7]

Permission to reproduce items where third-party owned material protected by copyright is included has been sought and cleared where possible. Every reasonable effort has been made by the publisher (UCLES) to trace copyright holders, but if any items requiring clearance have unwittingly been included, the publisher will be pleased to make amends at the earliest possible opportunity.

University of Cambridge International Examinations is part of the Cambridge Assessment Group. Cambridge Assessment is the brand name of University of Cambridge Local Examinations Syndicate (UCLES), which is itself a department of the University of Cambridge.