

Please check the examination details below before entering your candidate information

Candidate surname

Other names

**Pearson Edexcel**  
**International**  
**Advanced Level**

Centre Number

--	--	--	--	--

Candidate Number

--	--	--	--	--

**Tuesday 22 January 2019**

Morning (Time: 1 hour 40 minutes)

Paper Reference **WCH05/01**

**Chemistry**

**Advanced**

**Unit 5: General Principles of Chemistry II – Transition Metals  
and Organic Nitrogen Chemistry  
(including synoptic assessment)**

**Candidates must have: Scientific calculator  
Data Booklet**

Total Marks

### Instructions

- Use **black** ink or **black** ball-point pen.
- **Fill in the boxes** at the top of this page with your name, centre number and candidate number.
- Answer **all** questions.
- Answer the questions in the spaces provided  
– *there may be more space than you need.*

### Information

- The total mark for this paper is 90.
- The marks for **each** question are shown in brackets  
– *use this as a guide as to how much time to spend on each question.*
- Questions labelled with an **asterisk** (\*) are ones where the quality of your written communication will be assessed  
– *you should take particular care with your spelling, punctuation and grammar, as well as the clarity of expression, on these questions.*
- A Periodic Table is printed on the back cover of this paper.

### Advice

- Read each question carefully before you start to answer it.
- Show your working in calculations and include units where appropriate.
- Check your answers if you have time at the end.

Turn over ►

P54557A

©2019 Pearson Education Ltd.

2/2/1/1/1/



Pearson

## SECTION A

Answer ALL the questions in this section. You should aim to spend no more than 20 minutes on this section. For each question, select one answer from A to D and put a cross in the box .

If you change your mind, put a line through the box  and then mark your new answer with a cross .

1 Chromium is classified as a transition element because

- A it is in the d block of the Periodic Table.
- B it forms stable ions in which it has different oxidation numbers.
- C it has incompletely filled d orbitals.
- D it forms stable ions which have incompletely filled d orbitals.

(Total for Question 1 = 1 mark)

2 The series below show the first four ionisation energies (in  $\text{kJ mol}^{-1}$ ) of different elements. Which could be those of a transition element?

- A 496 4563 6913 9544
- B 578 1817 2745 11578
- C 658 1310 2653 4175
- D 738 1451 7733 10541

(Total for Question 2 = 1 mark)

3 Which of the following are the oxidation states of chromium in the ions shown?

	$\text{Cr(OH)}_6^{3-}$	$\text{CrO}_4^{2-}$
<input type="checkbox"/> A	-3	+4
<input type="checkbox"/> B	+3	+6
<input type="checkbox"/> C	+3	+4
<input type="checkbox"/> D	-3	+6

(Total for Question 3 = 1 mark)

DO NOT WRITE IN THIS AREA

DO NOT WRITE IN THIS AREA

DO NOT WRITE IN THIS AREA



- 4 A metal **M** reacts with nitrate ions,  $\text{NO}_3^-$ , in acid conditions. The products are  $\text{M}^{n+}$  ions, water and nitrogen(II) oxide,  $\text{NO}$ . The reacting ratio of **M** atoms to nitrate ions is 3:2.

What is the value of  $n$  in the  $\text{M}^{n+}$  ion?

- A 1  
 B 2  
 C 3  
 D 4

(Total for Question 4 = 1 mark)

- 5 Use these electrode potentials to answer the following questions.

Electrode reaction	$E^\ominus / \text{V}$
$\text{V}^{3+}(\text{aq}) + \text{e}^- \rightleftharpoons \text{V}^{2+}(\text{aq})$	-0.26
$\text{VO}^{2+}(\text{aq}) + 2\text{H}^+(\text{aq}) + \text{e}^- \rightleftharpoons \text{V}^{3+}(\text{aq}) + \text{H}_2\text{O}(\text{l})$	+0.34
$\text{I}_2(\text{aq}) + 2\text{e}^- \rightleftharpoons 2\text{I}^-(\text{aq})$	+0.54
$\text{VO}_2^+(\text{aq}) + 2\text{H}^+(\text{aq}) + \text{e}^- \rightleftharpoons \text{VO}^{2+}(\text{aq}) + \text{H}_2\text{O}(\text{l})$	+1.00
$\text{Cl}_2(\text{aq}) + 2\text{e}^- \rightleftharpoons 2\text{Cl}^-(\text{aq})$	+1.36

- (a) Which of these species is the strongest oxidising agent?

(1)

- A  $\text{V}^{3+}(\text{aq})$   
 B  $\text{V}^{2+}(\text{aq})$   
 C  $\text{Cl}_2(\text{aq})$   
 D  $\text{Cl}^-(\text{aq})$

- (b) Which species would convert vanadium(IV) to vanadium(III) under standard conditions?

(1)

- A  $\text{V}^{2+}(\text{aq})$   
 B  $\text{I}^-(\text{aq})$   
 C  $\text{Cl}_2(\text{aq})$   
 D  $\text{Cl}^-(\text{aq})$

(Total for Question 5 = 2 marks)



6 Which statement about  $E^\ominus$  for a cell reaction is true?

- A  $E^\ominus$  is proportional to  $\ln K$ .
- B  $\ln E^\ominus$  is proportional to  $K$ .
- C  $E^\ominus$  is proportional to  $\ln \Delta S_{total}$ .
- D  $\ln E^\ominus$  is proportional to  $\Delta S_{total}$ .

(Total for Question 6 = 1 mark)

7 Which of the following **cannot** disproportionate?

- A  $\text{Cl}_2$
- B  $\text{BrO}^-$
- C  $\text{SO}_3^{2-}$
- D  $\text{NO}_3^-$

(Total for Question 7 = 1 mark)

8 Which of these complex ions could exist as stereoisomers?

- A  $[\text{Co}(\text{NH}_3)_6]^{3+}$
- B  $[\text{Co}(\text{NH}_3)_5(\text{H}_2\text{O})]^{3+}$
- C  $[\text{Co}(\text{NH}_3)_5(\text{Cl})]^{2+}$
- D  $[\text{Co}(\text{NH}_3)_4(\text{Cl})_2]^+$

(Total for Question 8 = 1 mark)

9 Iron is a suitable catalyst for the reaction of nitrogen with hydrogen to form ammonia because iron

- A can be oxidised easily.
- B adsorbs reactant molecules.
- C does not desorb product molecules easily.
- D forms hydrogen bonds with the ammonia.

(Total for Question 9 = 1 mark)

DO NOT WRITE IN THIS AREA

DO NOT WRITE IN THIS AREA

DO NOT WRITE IN THIS AREA



10 In aqueous solution at pH 12, the amino acid glutamine exists in the form

- A  $\begin{array}{c} \text{H}_2\text{NCHCOOH} \\ | \\ \text{CH}_2\text{CH}_2\text{CONH}_2 \end{array}$
- B  $\begin{array}{c} \text{H}_2\text{NCHCOO}^- \\ | \\ \text{CH}_2\text{CH}_2\text{CONH}_2 \end{array}$
- C  $\begin{array}{c} ^+\text{H}_3\text{NCHCOO}^- \\ | \\ \text{CH}_2\text{CH}_2\text{CONH}_2 \end{array}$
- D  $\begin{array}{c} ^+\text{H}_3\text{N} \text{ CHCOOH} \\ | \\ \text{CH}_2\text{CH}_2\text{CONH}_3^+ \end{array}$

(Total for Question 10 = 1 mark)

11 The best method for separating a mixture of amino acids in solution, for the purpose of identification, is

- A recrystallisation.
- B distillation.
- C chromatography.
- D solvent extraction.

(Total for Question 11 = 1 mark)

12 Which molecule does **not** contain a chiral carbon atom?

- A 2-bromobutane
- B 2-bromo-2-methylbutane
- C 3-methylhexane
- D 2-hydroxypropanoic acid

(Total for Question 12 = 1 mark)



13 How many peaks would you expect to see in a **low resolution** proton nmr spectrum of pentan-3-one,  $\text{CH}_3\text{CH}_2\text{COCH}_2\text{CH}_3$ ?

- A 2
- B 4
- C 5
- D 10

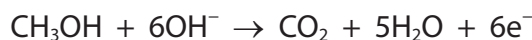
(Total for Question 13 = 1 mark)

14 The **high resolution** proton nmr spectrum of ethyl ethanoate,  $\text{CH}_3\text{COOCH}_2\text{CH}_3$ , contains

- A two triplets and one doublet.
- B one triplet, one doublet and one singlet.
- C one quartet, one triplet, and one singlet.
- D one quartet and two triplets.

(Total for Question 14 = 1 mark)

15 In a methanol fuel cell, in **alkaline** conditions, the following reaction occurs at one electrode.



The reaction occurring at the other electrode is

- A  $2\text{H}_2 + 2\text{O}_2 + 4\text{e}^- \rightarrow 4\text{OH}^-$
- B  $\text{O}_2 + 2\text{H}_2\text{O} + 4\text{e}^- \rightarrow 4\text{OH}^-$
- C  $4\text{H}^+ + \text{O}_2 + 4\text{e}^- \rightarrow 2\text{H}_2\text{O}$
- D  $4\text{OH}^- \rightarrow 2\text{H}_2 + 2\text{O}_2 + 4\text{e}^-$

(Total for Question 15 = 1 mark)

16 The infrared spectrum of a compound with molecular formula  $\text{C}_{10}\text{H}_{12}\text{O}_2$  includes strong peaks in the ranges  $1750\text{--}1735\text{ cm}^{-1}$  and  $1150\text{--}1100\text{ cm}^{-1}$ .

The compound could be

- A  $\text{C}_6\text{H}_5\text{CH}_2\text{CH}_2\text{CH}_2\text{COOH}$
- B  $\text{C}_6\text{H}_5\text{CH}_2\text{CH}_2\text{COOCH}_3$
- C  $\text{C}_6\text{H}_5\text{CH}_2\text{COOCH}_2\text{CH}_3$
- D  $\text{C}_6\text{H}_5\text{COOCH}_2\text{CH}_2\text{CH}_3$

(Total for Question 16 = 1 mark)

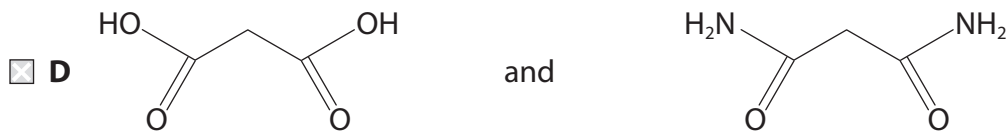
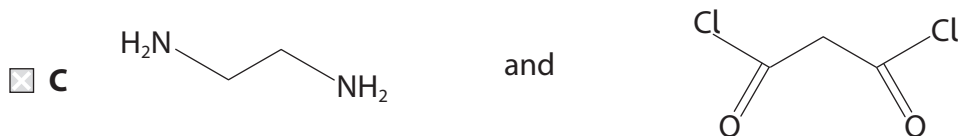
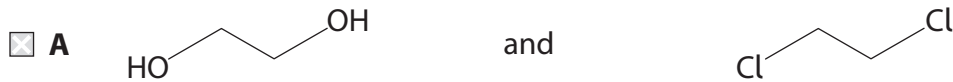
DO NOT WRITE IN THIS AREA

DO NOT WRITE IN THIS AREA

DO NOT WRITE IN THIS AREA



17 Which pair of monomers could react to form a condensation polymer?



(Total for Question 17 = 1 mark)

DO NOT WRITE IN THIS AREA

DO NOT WRITE IN THIS AREA

DO NOT WRITE IN THIS AREA



18 Cinnamaldehyde,  $C_6H_5CH=CHCHO$ , is a liquid that is slightly soluble in water but is much more soluble in ether. It decomposes below its boiling temperature.

It can be extracted from cinnamon. Sticks of cinnamon are ground up and mixed with water.

(a) Select the correct order of practical techniques to obtain cinnamaldehyde from this mixture. (1)

- A steam distilling, extracting with ether, distilling off the ether
- B refluxing, extracting with ether, distilling off the ether
- C filtering, refluxing, extracting with ether
- D steam distilling, filtering, extracting with ether

(b) Which test result for cinnamaldehyde is **not** correct? (1)

	Test	Result
<input type="checkbox"/> A	warm with acidified potassium dichromate(VI)	no change
<input type="checkbox"/> B	warm with acidified potassium manganate(VII)	solution decolorises
<input type="checkbox"/> C	add phosphorus(V) chloride	no change
<input type="checkbox"/> D	warm with Tollens' solution	silver mirror

(Total for Question 18 = 2 marks)

TOTAL FOR SECTION A = 20 MARKS

DO NOT WRITE IN THIS AREA

DO NOT WRITE IN THIS AREA

DO NOT WRITE IN THIS AREA

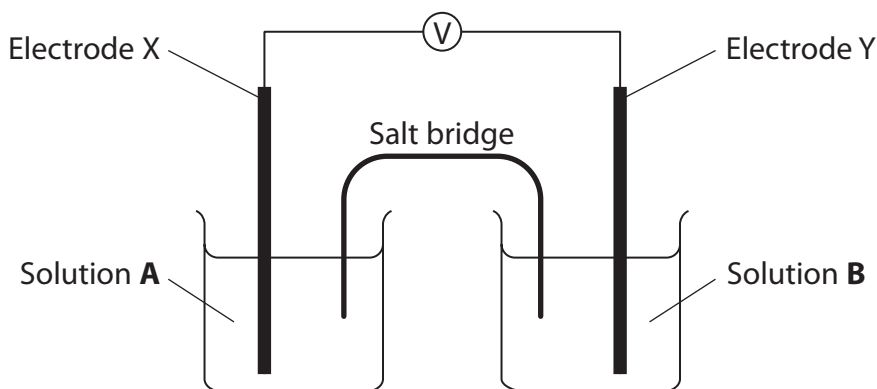
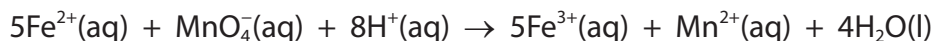




SECTION B

Answer ALL the questions. Write your answers in the spaces provided.

- 19 (a) The reaction between iron(II) ions and manganate(VII) ions was investigated by setting up a cell.



Solution A contains both iron(II) and iron(III) ions.

- (i) Identify the substance used for the electrodes.

(1)

X .....

Y .....

- (ii) A student suggested that, for standard conditions, solution A should be made by mixing equal volumes of 1 mol dm<sup>-3</sup> iron(II) sulfate solution and 1 mol dm<sup>-3</sup> iron(III) sulfate solution.

This mixture is not suitable for measuring the standard electrode potential of this cell.

State how this mixture should be changed. Justify your answer.

(2)

.....

.....

.....

.....



DO NOT WRITE IN THIS AREA

DO NOT WRITE IN THIS AREA

DO NOT WRITE IN THIS AREA

(iii) Identify the **compounds** that may be used to make solution **B**. (2)

(iv) A student suggested that the salt bridge could be made by soaking a strip of filter paper in barium nitrate solution.

A reaction occurs when this salt bridge comes into contact with iron(II) sulfate in solution **A**.

State what observation would be made and write the **ionic** equation for this reaction. Include state symbols. (2)

Observation:.....

(v) Suggest a more suitable compound to use when making the salt bridge. (1)

(vi) Calculate  $E^\ominus$  for the cell. Use the data on page 17 of the Data Booklet. (1)

DO NOT WRITE IN THIS AREA

DO NOT WRITE IN THIS AREA

DO NOT WRITE IN THIS AREA



DO NOT WRITE IN THIS AREA

DO NOT WRITE IN THIS AREA

DO NOT WRITE IN THIS AREA

(b) A 3.00 g sample of powdered haematite contains iron(III) oxide,  $\text{Fe}_2\text{O}_3$ , as the only iron compound. It was dissolved in dilute sulfuric acid forming a solution of iron(III) sulfate.

The  $\text{Fe}^{3+}(\text{aq})$  was reduced to  $\text{Fe}^{2+}(\text{aq})$  using a solution of sulfur dioxide ( $\text{H}_2\text{SO}_3(\text{aq})$ ). The resulting solution was made up to  $250.0 \text{ cm}^3$  with dilute sulfuric acid in a volumetric flask.

$25.00 \text{ cm}^3$  portions of this solution were titrated with  $0.0250 \text{ mol dm}^{-3}$  potassium manganate(VII) solution.

The mean titre was  $24.50 \text{ cm}^3$ .

(i) Explain why the solution of sulfur dioxide is suitable for reducing the iron(III) ions.

Use the electrode potentials on page 15 of the Data Booklet.

(2)

.....

.....

.....

.....

.....

.....

(ii) Calculate the percentage, by mass, of iron(III) oxide in this sample of haematite.

(4)



(iii) Iron(II) sulfate can be oxidised by dichromate(VI) ions in acid conditions. Use the half equations for the oxidation of iron(II) ions and the reduction of dichromate(VI) ions to write the overall ionic equation for the reaction. State symbols are not required.

(2)

(iv) Suggest a practical reason why potassium manganate(VII) is preferred to potassium dichromate(VI) for use in titrations with iron(II) sulfate.

(1)

(Total for Question 19 = 18 marks)

DO NOT WRITE IN THIS AREA

DO NOT WRITE IN THIS AREA

DO NOT WRITE IN THIS AREA



DO NOT WRITE IN THIS AREA

DO NOT WRITE IN THIS AREA

DO NOT WRITE IN THIS AREA

20 This question is about compounds of copper.

(a) When copper(II) sulfate solution is mixed with potassium iodide solution, the copper(II) ions are reduced. The products are a mixture of iodine and potassium sulfate in solution, and a white precipitate of a copper compound.

(i) Write the **ionic** equation for the reaction of  $\text{Cu}^{2+}(\text{aq})$  and  $\text{I}^{-}(\text{aq})$  ions. State symbols are not required. (1)

(ii) Complete the electronic configuration for the metal ion in the white precipitate. (1)

$1s^2$  .....

(iii) Give the formula of a stable **ion** of an element in Period 4 of the Periodic Table, which is isoelectronic with the metal ion in the white precipitate. (1)

(b) Aqueous copper(II) sulfate contains the complex ion  $[\text{Cu}(\text{H}_2\text{O})_6]^{2+}$ .

(i) State how the electronic energy levels of the copper(II) ion change when water ligands form this complex. (1)

\*(ii) Explain how this change in energy levels causes complex ions to have **different** colours, depending on the ligand. (3)



(iii) State the shape of the  $[\text{Cu}(\text{H}_2\text{O})_6]^{2+}$  ion. (1)

(iv)  $[\text{Cu}(\text{H}_2\text{O})_6]^{2+}$  ions react with the ligand 1,2-diaminoethane,  $\text{H}_2\text{NCH}_2\text{CH}_2\text{NH}_2$ , to produce a complex ion. All the water ligands are replaced and the coordination number of copper does not change.

Draw the structure of this complex ion, making clear how the ligands form bonds with the copper ions. (2)

(v) When excess concentrated hydrochloric acid is added to  $[\text{Cu}(\text{H}_2\text{O})_6]^{2+}$ , a chloro complex is formed. Write the equation for this reaction and state the shape of the complex ion formed. (2)

Equation:

Shape of complex ion .....

DO NOT WRITE IN THIS AREA

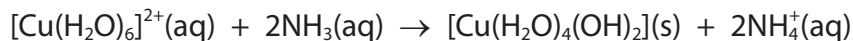
DO NOT WRITE IN THIS AREA

DO NOT WRITE IN THIS AREA



(vi) The reaction of ammonia with a solution containing  $[\text{Cu}(\text{H}_2\text{O})_6]^{2+}$  ions takes place in two steps.

Step 1: A few drops of ammonia are added.



Step 2: An excess of ammonia is added to the products of Step 1.

Name the types of reaction occurring in the two steps and give the **formula** of the copper complex ion in the final product.

(3)

Step 1 .....

Step 2 .....

Final product

(vii) Describe what you would see in each of the two steps.

(2)

.....

.....

.....

.....

DO NOT WRITE IN THIS AREA

DO NOT WRITE IN THIS AREA

DO NOT WRITE IN THIS AREA



\*(viii) Explain, in terms of entropy, why the equilibrium constant for the overall reaction of aqueous copper(II) ions with ammonia is less than the equilibrium constant when aqueous copper(II) ions react with 1,2-diaminoethane.

(3)

.....

.....

.....

.....

.....

.....

.....

.....

.....

.....

.....

**(Total for Question 20 = 20 marks)**

DO NOT WRITE IN THIS AREA

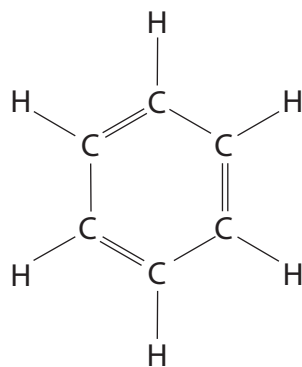
DO NOT WRITE IN THIS AREA

DO NOT WRITE IN THIS AREA





21 The structure shown was suggested for benzene by a chemist called Kekulé.



Benzene is now thought to have a delocalised structure.

\*(a) Evidence for the delocalised structure of benzene includes

- only one structure for 1,2-dichlorobenzene
- analysis of X-ray diffraction images of benzene.

Explain why each of these makes the delocalised structure more likely to be correct than the Kekulé structure.

(2)

.....

.....

.....

.....

.....

.....

.....

.....

DO NOT WRITE IN THIS AREA

DO NOT WRITE IN THIS AREA

DO NOT WRITE IN THIS AREA



DO NOT WRITE IN THIS AREA

DO NOT WRITE IN THIS AREA

DO NOT WRITE IN THIS AREA

(b) Phenol also has a delocalised structure.

Compare the conditions and the products of the reaction for the bromination of phenol and of benzene.

(4)

.....

.....

.....

.....

.....

.....

.....

.....

.....

.....

.....

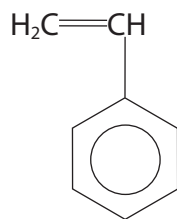
(c) Benzene can be converted to ethylbenzene,  $C_6H_5C_2H_5$ , in an electrophilic substitution reaction.

Write the mechanism for this reaction, including the step involving a catalyst in which the electrophile is formed.

(4)



(d) When ethylbenzene is dehydrogenated, it forms phenylethene.



(i) Predict one wavenumber range where the infrared spectrum of phenylethene would differ from the infrared spectrum of ethylbenzene.

(1)

(ii) Write the equation for the polymerisation of phenylethene.

(1)

(Total for Question 21 = 12 marks)

TOTAL FOR SECTION B = 50 MARKS

DO NOT WRITE IN THIS AREA

DO NOT WRITE IN THIS AREA

DO NOT WRITE IN THIS AREA



## SECTION C

Answer ALL the questions. Write your answers in the spaces provided.

22

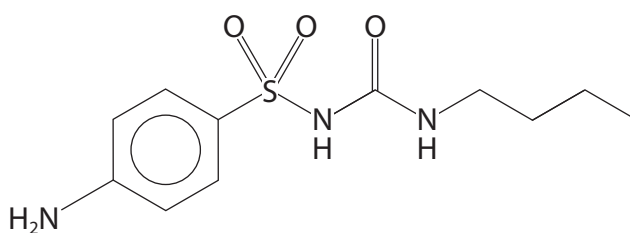
### The importance of phenylamine

Phenylamine,  $C_6H_5NH_2$ , does not occur naturally, but can be prepared from benzene. However, it cannot be prepared in the same way as aliphatic amines. These can be prepared by simply reacting a bromoalkane with ammonia or an amine.

Many different aromatic compounds are synthesised using phenylamine as a starting material. In 1850 the chemist Hofmann made N,N-dimethylphenylamine,  $C_6H_5N(CH_3)_2$ . Using this compound and another compound derived from 4-aminobenzenesulfonic acid, the indicator methyl orange can be made.

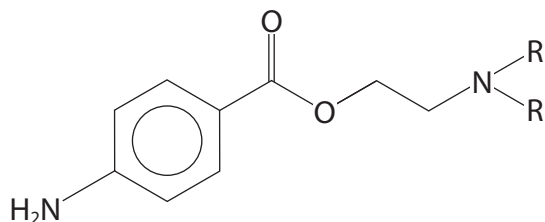
Other indicators such as methyl yellow and methyl red are also prepared using phenylamine.

Sulfonamide drugs are also synthesised from phenylamine. They were the first anti-bacterial agents, but some of this class of drugs, such as carbutamide, act as anti-diabetes drugs.

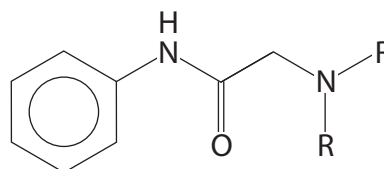


carbutamide

Phenylamine is also the starting point for the production of many anaesthetics. Most local anaesthetics contain an ester or amide link, and a tertiary amine group, in which a nitrogen atom is joined to three other groups. Examples of these are shown on the structures below. The symbol R represents an alkyl group.



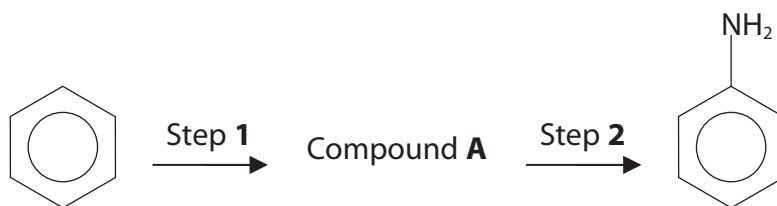
Y



Z



(a) Phenylamine can be prepared from benzene.



(i) Identify Compound **A** and state the reagents and conditions needed to carry out Step 1.

(2)

.....

.....

.....

.....

(ii) State the reagents needed for Step 2.

(1)

.....

(b) Suggest an equation for the reaction of phenylamine with iodomethane, forming N,N-dimethylphenylamine.

(1)

DO NOT WRITE IN THIS AREA

DO NOT WRITE IN THIS AREA

DO NOT WRITE IN THIS AREA

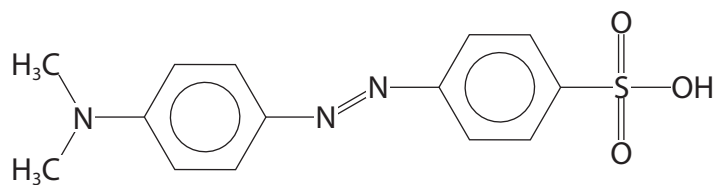


DO NOT WRITE IN THIS AREA

DO NOT WRITE IN THIS AREA

DO NOT WRITE IN THIS AREA

(c) Methyl orange is the sodium salt of compound **X**.



compound **X**

Compound **X** cannot be formed by a direct reaction of 4-aminobenzenesulfonic acid with N,N-dimethylphenylamine.

4-aminobenzenesulfonic acid must first be converted into a diazonium salt. Give the reagents and conditions for this reaction.

(2)

.....

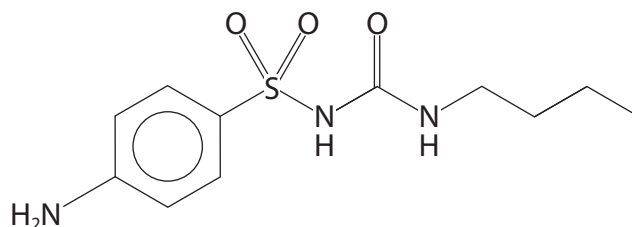
.....

.....

.....

(d) (i) Draw a circle round an amide group in the formula of carbutamide.

(1)

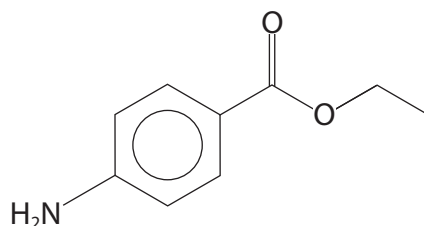


(ii) Write an equation showing the reaction of phenylamine with ethanoyl chloride. Show the displayed structure of the amide group in the product of this reaction.

(2)



(e) Benzocaine is an anaesthetic with the structure shown.



(i) Deduce the molecular formula of benzocaine.

(1)

(ii) The mass spectrum of benzocaine has significant peaks at

$m/e = 92$  and  $m/e = 120$

Suggest the formula of the species responsible for each of these peaks.

(2)

92 .....

120 .....

(iii) Suggest the formulae of the organic products which would form when benzocaine is hydrolysed with dilute hydrochloric acid.

(2)

DO NOT WRITE IN THIS AREA

DO NOT WRITE IN THIS AREA

DO NOT WRITE IN THIS AREA



DO NOT WRITE IN THIS AREA

DO NOT WRITE IN THIS AREA

DO NOT WRITE IN THIS AREA

- (f) Procaine, also called novocaine, is a local anaesthetic.  
It contains thirteen carbon atoms per molecule.

On combustion, 100.0 g of procaine produced 242.4 g of carbon dioxide and 76.30 g of water. The mass of nitrogen atoms in 100.0 g was 11.86 g.

- (i) Use these data to calculate the mass of oxygen atoms in 100.0 g of procaine and hence its empirical formula, which is the same as its molecular formula.

(4)





- (ii) Suggest the structure of procaine using the formula you calculated in (f)(i) and the structural formula of the local anaesthetic **Y** given in the introduction to the question.

(2)

---

**(Total for Question 22 = 20 marks)**

---

**TOTAL FOR SECTION C = 20 MARKS**  
**TOTAL FOR PAPER = 90 MARKS**

DO NOT WRITE IN THIS AREA

DO NOT WRITE IN THIS AREA

DO NOT WRITE IN THIS AREA



DO NOT WRITE IN THIS AREA

DO NOT WRITE IN THIS AREA

DO NOT WRITE IN THIS AREA

**BLANK PAGE**



DO NOT WRITE IN THIS AREA

DO NOT WRITE IN THIS AREA

DO NOT WRITE IN THIS AREA

**BLANK PAGE**



P 5 4 5 5 7 A 0 2 7 2 8

